



Welcome to Nursery!



My name is Mrs Pearce and I will be teaching in Cherry Class this year.

My name is Mrs Clark and I will be supporting in Cherry Class this year.









My name is Miss McCabe and I will be supporting in Cherry Class this year.

My name is Miss Metcalf and I will be supporting in Cherry Class this year.



Important information

		<p style="text-align: center;"><u>PE</u></p> <p>This term, Our PE day will be a Monday and a Friday. Please ensure that your child arrives at school dressed ready for PE: This includes:</p> <ul style="list-style-type: none"> • Blue sweatshirt (the one your child wears every day to Nursery) • Blue polo shirt (the one your child wears every day to Nursery) • Blue or black jogging bottoms/leggings/shorts • Velcro trainers (no laces unless the children can tie them independently) • Socks <p>PE starts from Friday 19th September</p>
Reading	<p style="text-align: center;"><u>Nursery Lending Library</u></p> <p>The children choose their own library book to bring home and share with you. We have provided each child with a canvas reading bag to take their book home in and bring it back to school. Please could books and bags be returned every MONDAY and FRIDAY. This means the children have a new book to read during the week and another new book to read at home on a weekend.</p>	
Independence	<p style="text-align: center;"><u>Developing Independence</u></p> <p style="text-align: center;">We will be focusing on the following tasks with the children to make them independent. Please practise these with your child at home too:</p> <ul style="list-style-type: none"> • <u>Putting their coats on and off</u> Zips can be a bit tricky but the children can learn quite quickly how to put their own coats on and off as well as turning their sleeves the correct way around. • <u>Putting their own shoes on</u> We will be teaching the children how to take their shoes off and how to put them on again by themselves. Please do not send your child to school in shoes/trainers with laces as they are unable to tie them yet, velcro is best. • <u>Dressing themselves independently</u> Each child needs to bring a complete change of clothes into Nursery which will be left on the children's pegs (please do not send any additional bags in as the children's coat pegs are very small and are very close to other children's pegs). If a child does get wet or muddy outdoors, we encourage them to put their own clothes on (under our supervision) 	

	<p style="text-align: center;"><u>Toileting</u></p> <ul style="list-style-type: none"> • <u>Using the toilet independently</u> Lots of children have come back from the school holidays toilet trained which is amazing. Please keep encouraging your child to clean themselves and wipe themselves independently after they have used the toilet. • <u>Toilet Training</u> If your child is not yet fully toilet trained, school will work with you and support you with your training. Please put your child in a pull up nappy (rather than a normal nappy) so we can encourage them to go to the toilet, pull their nappy down and sit on the toilet. When a child is being toilet trained, please send in plenty of pants, trousers and socks in case they have a few accidents during their session. We do expect children who are 3 to come to Nursery toilet trained or very nearly toilet trained. Please send a full pack of nappies, pants, wipes and bags into Nursery which will be left at Nursery until they are trained. 		
PSED	<p><u>Personal, Social, Emotional Development</u> This is a very important part of our teaching this term (and every term). We have lots of new children so we will be focusing on the following:</p> <ul style="list-style-type: none"> • Developing friendships and encouraging children to play alongside and with other children. • Learning the names of the adults who work with us and the children in our class • Knowing that we have similarities and differences between ourselves and others • Naming feelings and emotions • Learning our class rules and routines 		
Maths	<p>This term we will be focusing on the following</p> <ul style="list-style-type: none"> • Learning our colours • Matching objects together • Sorting objects that e.g. are the same colour or the same picture • We will be focusing on learning numbers 1, 2 and 3 		
Physical Development	 	<p style="text-align: center;"><u>Gross Motor</u> We will learn how to kick, throw and catch balls. Run, walk, jump and climb independently. The children will be using a scooter and a balance bike.</p> <p style="text-align: center;"><u>Fine Motor Control</u> The children will begin to develop control through activities such as play dough, tweezers, threading, cutting with scissors, doing up zips and buttons.</p>	



Listening and Attention

Each day the children will listen to simple stories and understand what is happening, with the help of pictures. We will be using simple question words with the children such as 'who', 'what' and 'where'. As the children get used to our classroom rules they will listen and respond to simple instructions positively.

Speaking

The children will begin to make new friendships so we will support the children to have conversations with others.

Welly Wednesday

Each Wednesday the children will spend the session outdoors exploring the school grounds and doing lots of exciting activities. This term we will be looking for signs of autumn e.g. different coloured leaves, conkers etc. Please ensure your child has a named pair of wellies at school on their peg. They will also need waterproof trousers to wear over the top of their school uniform as we will probably get very wet and muddy!

This will start on Wednesday 24th September.

All About Me

We will also be learning about ourselves and naming body parts e.g. hands, arms, legs, head, eyes etc. As a class we will talk about our families and who is special to us.



Painting

Exploring a range of mark making tools to make marks on different surfaces using paint.

Drawing

Explore and make marks using a range of writing tools e.g. pencils, crayons, felt tip pens, chalk.

Imaginative Play

Play imaginatively with different small world toys and in the home corner. The children will also be encouraged to build in our construction area using big wooden blocks.