



**CONSETT  
ACADEMY**

Our Ref KER/CC

14<sup>th</sup> June 2021

Dear Parent/Carer

**Parental Engagement - Launch of Weduc to Year 6 parents**

Our ability to keep our parents and carers informed and up to date with what is going on in the Academy is vital to the success of our young people.

To enhance this provision we have launched a new app called WEDUC for all parents/carers to download. This new communication tool will provide you with the ability to receive information about your child, access messages, respond electronically to letters and information. The app will provide quick access to specific information about your child such as their reports, timetables and access to ClassCharts where your child's homework and rewards will be posted.

Prior to May half term, we launched this app to our current Year 7 parents and I am delighted to advise that prior to the roll out to all other year's groups we are arranging for you to have access. This will enable you to access essential documents during the last stages of your child's transition.

Initially, the app will include; Calendar, Newsfeed, Parental Portal, Forms, Hub and messaging section but following development work we anticipate more areas such as assessment will be included within the Parental Portal.

**Access all of your child's school information from your secure, mobile app**

View live updates about your child's education such as:

- School News
- Trip Updates
- Learning Activities
- Important Announcements
- Key Dates & Events
- Attendance Information

Never miss a moment in your child's learning journey with Weduc's whole-school communication platform.

**FAQ**

**How do I register for my app?**  
You will need to follow the instructions sent to you via email/letter. If you haven't received this email/letter yet, speak to your school.

**How do I download the app?**  
You can go to your preferred app store, search Weduc and the app will appear for you to download. Please note that you will only be able to log in if your school has bought Weduc.

**How do I login to my app?**  
Simply open up your app and enter your login details. You would have created these when you first registered for Weduc.

**I am not able to download the app, how else can I log in?**  
You can access Weduc on any internet enabled device. Speak to your school.

**Can I use Weduc without registering?**  
Unfortunately not. Due to the permissions within the system, only staff members that have enrolled are able to log on.

**I am a teacher and a parent and/or I teach at more than one school, do I need multiple logins?**  
The good news is, no you don't. Weduc has the ability to allow more than one school to be accessible under one login. As long as your school has set up the right access rights for you, you will be able to flick between each school within Weduc. Please see the training manual on how to do this if you are unsure.

**weduc**  
Smart Communication

**INCLUSION • PROGRESSION • EXCELLENCE**

Part of New College Durham Academies Trust  
Executive Principal: Mr K Reynolds, MA

- Calendar - View upcoming events.
- Newsfeed – This has a similar look and feel to a social media feed and is where you can keep up to date with initiatives and good news stories. These posts can be specific to a year group, class or whole school.
- Parental Portal – includes your child's timetable, teachers and attendance information. You will also have the option to report an absence for your child. Included within this option is the facility to upload appointment letters, etc.
- Forms – Assorted forms will be created and shared. This method of completing forms will help protect your data and is a great way to help the Academy work towards become paperless. **We would ask that you complete and submit the Student Admission Parental Consent Form as soon as possible. In addition, and if applicable, you can complete and submit a Free School Application.**
- Hub – Is an area where we will share external website links i.e. Parentpay, ClassCharts, SchoolCloud etc. **Within this area we have created a Transition 2021 folder and will populate this with important information prior to your child starting.**
- Messaging – All messages either whole school, year group or individual can be accessed through this area.

Please follow the links below to useful guide and videos.

[promotional parental booklet](#), [how to get started booklet](#) and [video](#)

The platform supports any Android device that runs Android 7 or above and any iPhone later than the 5c. To ensure effective running of this app we recommend updating the app as soon as an update is available, the current version is 7.77.0 and can be checked by clicking App Settings within the Weduc app.

Please note, with effect from September 2021, **we will only be using this app to** communicate with you, so to ensure you are kept up to date with all communication it is essential that to access this app.

If you experience any technical difficulties, please email our own helpdesk [weducsupport@consettacademy.org.uk](mailto:weducsupport@consettacademy.org.uk) or Weduc direct on [support@weduc.co.uk](mailto:support@weduc.co.uk)

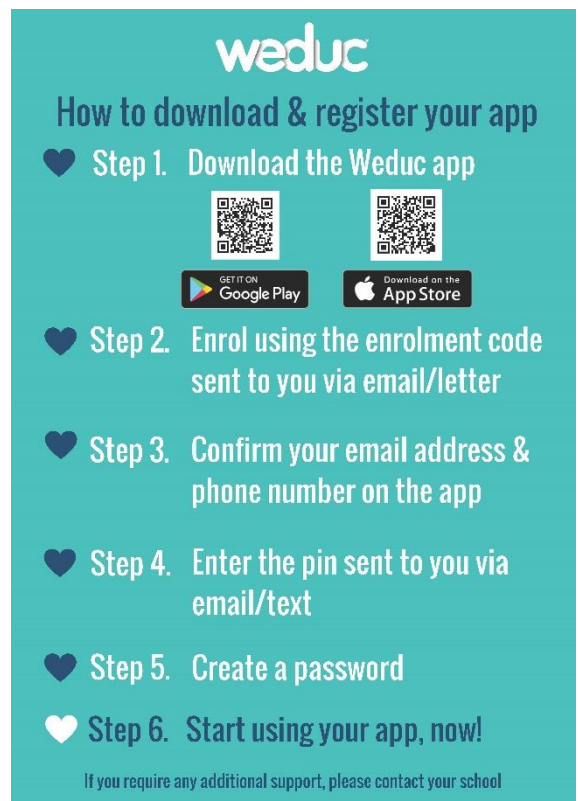
Please keep an eye out for your enrolment letter that will be emailed to you very soon. If we do not hold an email address for you, the letter will be posted to you.

We look forward to working closely with you during the next chapter of your child's education.

Yours sincerely







Kevin Reynolds  
Executive Principal



**weduc**

**How to download & register your app**

- ♥ **Step 1. Download the Weduc app**  
  
  
  

- ♥ **Step 2. Enrol using the enrolment code sent to you via email/letter**
- ♥ **Step 3. Confirm your email address & phone number on the app**
- ♥ **Step 4. Enter the pin sent to you via email/text**
- ♥ **Step 5. Create a password**
- ♥ **Step 6. Start using your app, now!**

If you require any additional support, please contact your school