




## Nursery timetable 4<sup>th</sup>-7<sup>th</sup> May 2020

Hello children! Myself, Mrs Clark and Miss Stubbs miss you all very much. We hope you are staying safe, washing your hands lots and having fun at home! Here is a plan with lots of fun activities for you do so with your adult, have fun and hopefully we will see you very soon! Love Miss. Forbes 🌈

	9:00- 9:30	9:30- 9:45	9:45- 10:15	10:15- 10:30	10:30- 11:00	11:00-11:30	11:30- 12:00	12:00- 1:00	1:00-2:00	EVENING / BEDTIME
	<b>GROSS MOTOR (Big movement)</b>	<b>BREAK/ NURSERY RHYME</b>	<b>LITERACY</b>	<b>SNACK/ NURSERY RHYME</b>	<b>NAME WRITING/ other</b>	<b>FINE MOTOR (Finger strength to help writing)</b>	<b>MATHS</b>	<b>LUNCH</b>	<b>OUTDOOR PLAY/ WALK/ OTHER</b>	<b>STORY</b>
<b>MON 4.5.20</b>	<b>YOGA</b> Play this video for the children to follow or alternatively, use the sheet below this timetable.  <a href="https://www.youtube.com/watch?v=iXDPIKn5sjA">https://www.youtube.com/watch?v=iXDPIKn5sjA</a>	<b>Suggested nursery rhyme:</b> Twinkl, twinkl, chocolate bar	<b>Superworm</b> <a href="https://www.youtube.com/watch?v=7Jnk3XApKBg">https://www.youtube.com/watch?v=7Jnk3XApKBg</a>  Using an old adults sock, stuff it and stitch it up, make some eyes using paper and glue to make your own superworm! Then act out the story using it!	<b>Suggested nursery rhyme:</b> Mary had a little lamb	<b>Name tracing</b> Write down your child's name large on an a4 size piece of paper. Model forming the letters with your index finger as you would write them. Then ask your child to have a go.  After this, give your child a pen or pencil and see if they can copy over their name!	<b>Pasta jewellery</b> Using penne pasta and string/ pipe cleaners, make some jewellery with your child.  	<b>Shape hunt!</b> Show your child a circle, then walk around your home and ask your child to find things that are that shape such as a clock on the wall, plate etc. Repeat with square, triangle and rectangle.		<b>Sensory smell bags</b> On your walk, collect items such as wild garlic, lavender, mint etc and when you get home, pop them in some socks and tie with ribbon/ string to make a smelly bag! You could also use herbs and spices from your cupboard.	Choose from your own collection of story books or search YouTube for some.
<b>TUE 5.5.20</b>	<b>Playing catch</b> Get everyone in the family involved and use a ball to play catch between you all, then you could play	<b>Suggested nursery rhyme:</b> Wind the bobbin up	<b>Monkey Puzzle</b> <a href="https://www.youtube.com/watch?v=DaeKHILSQUM">https://www.youtube.com/watch?v=DaeKHILSQUM</a>  Explain to our child you are going to play hide and seek in	<b>Suggested nursery rhyme:</b> Hickory Dickory dock	<b>Chalk making!</b> Click on the link below and have a go at making some chalk paint!  <a href="https://ladyandtheblog.com/how-to-make-">https://ladyandtheblog.com/how-to-make-</a>	<b>Weaving hanging decoration</b> Using scrap cardboard and string, get your child to weave the string around the cardboard.	<b>Play corners</b> Show your child numbers 1, 2, 3 and 4. Write them down on paper and pin to 4 corners of a room (or garden?). Play		<b>Family birthday chart</b> Using craft paper, scissors etc, make a family birthday chart. Your child can help decorate it.	Choose from your own collection of story books or search YouTube for some.




## Nursery timetable 4<sup>th</sup>-7<sup>th</sup> May 2020

Hello children! Myself, Mrs Clark and Miss Stubbs miss you all very much. We hope you are staying safe, washing your hands lots and having fun at home! Here is a plan with lots of fun activities for you do so with your adult, have fun and hopefully we will see you very soon! Love Miss. Forbes 🌈

	'Piggy in the middle!'		the house! Teach your child to count to 10 with their eyes closed and try and find their adult. Then swap!		<a href="#">diy-sidewalk-chalk-paint/</a>  You could use this to chalk your name with your child, a picture or hopscotch. You could chalk a rainbow onto your house in support of the NHS. Or decorate your house in preparation for 'Victory in Europe' (VE) day tomorrow.	Then attach string to hand it up somewhere. You could weave a circle, heart, or even the first letter of your child's name! Maybe even 'NHS' to hang in your window 😊  	music (or sing) then stop it at random intervals. Shout a number and get your child to run to it!		Some examples are below or you can use pinterest. <a href="https://www.pinterest.co.uk">https://www.pinterest.co.uk</a> 	
<b>WED 6.5.20</b>	<b>Surf's Up!</b> All this activity requires is a board wide enough to stand on with a spread stance, a cylinder such as tennis ball container or an empty bisto pot and a flat surface with open	<b>Suggested nursery rhyme:</b> Humpty dumpty	<b>The Snail and the Whale</b> <a href="https://www.youtube.com/watch?v=3ZAtdaFU6c">https://www.youtube.com/watch?v=3ZAtdaFU6c</a>  Go outside into the garden and see if you can find any snails. Make them a little garden with rocks, soil and places to hide so	<b>Suggested nursery rhyme:</b> Eeeny, meeny, mint, mo	<b>Name tracing</b> Write down your child's name large on an a4 size piece of paper. Model forming the letters with your index finger as you would write them. Then ask your child to have a go.  After this, give your child a pen or pencil	<b>Edible finger painting</b> Using greek yoghurt and food colouring, make some different coloured 'paints'. Paint a picture of yourself and then lick your fingers clean!	<b>Paper plate marble maze</b> Using card or a paper plate, roll pieces of paper up and stick them onto the plate (shown below). Write numbers on them. As you say a number, get your child to tilt the plate with a bouncy ball or		<b>Send a Postcard</b> Send a postcard or letter to a family member or friend! Ask your child to draw them a picture and walk to the post box with them as part of	Choose from your own collection of story books or search YouTube for some.

## Nursery timetable 4<sup>th</sup>-7<sup>th</sup> May 2020

Hello children! Myself, Mrs Clark and Miss Stubbs miss you all very much. We hope you are staying safe, washing your hands lots and having fun at home! Here is a plan with lots of fun activities for you do so with your adult, have fun and hopefully we will see you very soon! Love Miss. Forbes 🌈

	space around it. Place the board on the cylinder and rock back and forth. You may need to hold your child's hand for this!		the birds don't get them! You could even count the snails with your child then draw a picture of how many you found!		and see if they can copy over their name!		marble on, to get it through the numbered tubes! Then swap and ask your child to recite a number and check if you got it right!		your daily exercise.	
						 <p>PAPER PLATE MARBLE COUNTING MAZE easy toddler game</p> 				
<b>THUR 7.5.20</b> <b>VICTORY IN EUROPE DAY (VE DAY)</b>	<b>Hopscotch</b> Chalk hopscotch outside and teach your child to play- this is a great maths game too! 	<b>Suggested nursery rhyme:</b> 5 currant buns	<b>Rumpelstiltskin</b> <a href="https://www.youtube.com/watch?v=kasp8ZqU8">https://www.youtube.com/watch?v=kasp8ZqU8</a> After watching this story, try and come up with your own names for things. To help you, choose a random selection of objects and add them together with an	<b>Play 'We'll meet again'</b> Talk to your child about the song and about how it means the war was going to be over soon and that they would have a	<b>Make bunting</b> Talk to your child about how you are going to have a party to celebrate VE day. Explain we use bunting to decorate party areas/ gardens. Help your child cut some triangles out of paper and decorate, then staple/ glue/ tape the bunting onto string or thread.	<b>Builders!</b> Explain in the war, we had to use machines like tankers and fighter jets. Perhaps google some images with your child. Then ask them to make one of their own either using construction such as lego, or	<b>Bunting counting</b> Use the bunting you made and decorate the garden/ party area. As your child helps you do this, get them to count the bunting they have made.		<b>Tea party!</b> Have lunch and play ball games in the garden or party area to celebrate 75 years since WW2!	Choose from your own collection of story books or search YouTube for some.

## Nursery timetable 4<sup>th</sup>-7<sup>th</sup> May 2020

Hello children! Myself, Mrs Clark and Miss Stubbs miss you all very much. We hope you are staying safe, washing your hands lots and having fun at home! Here is a plan with lots of fun activities for you do so with your adult, have fun and hopefully we will see you very soon! Love Miss. Forbes 🌈


			<p>adjective. For example, Rough, egg, Roughegg! Or Lazy, sock, Lazysock!</p> <p>There is a list below for you to use with your child.</p>	<p>party!  <a href="https://www.youtube.com/watch?v=HsM_VmN6ytK">https://www.youtube.com/watch?v=HsM_VmN6ytK</a></p>		<p>from junk modelling.</p>			
<b>FRI</b>	<b>BANK HOLIDAY</b>								

- Parents/carers: Please do not leave your child unsupervised whilst carrying out activities.
- If you are unsure of a nursery rhyme, have a google of the lyrics or find an example on YouTube. If you cannot do this, sing nursery rhymes you and your child already know.
- Here is a useful link, it contains a free eBook library! <https://www.oxfordowl.co.uk/for-home/find-a-book/library-page/>

**Yoga poses**

## Nursery timetable 4<sup>th</sup>-7<sup>th</sup> May 2020

Hello children! Myself, Mrs Clark and Miss Stubbs miss you all very much. We hope you are staying safe, washing your hands lots and having fun at home! Here is a plan with lots of fun activities for you do so with your adult, have fun and hopefully we will see you very soon! Love Miss. Forbes 🌈



## FABULOUS ADJECTIVES

APPEARANCE	POSITIVE PERSONALITY	NEGATIVE PERSONALITY	SIZE
attractive	agreeable	angry	big
bald	ambitious	bewildered	colossal
beautiful	brave	clumsy	fat
chubby	calm	defeated	gigantic
clean	delightful	embarrassed	great
dazzling	eager	fierce	huge
drab	faithful	grumpy	immense
elegant	gentle	helpless	large
fancy	happy	itchy	little
fit	jolly	jealous	mammoth
flabby	kind	lazy	massive
glamorous	lively	mysterious	microscopic
gorgeous	nice	nervous	miniature
handsome	obedient	obnoxious	petite
magnificent	polite	panicky	puny
muscular	proud	pitiful	scrawny
plain	silly	repulsive	short
plump	thankful	scary	small
scruffy	victorious	thoughtless	tall
shapely	witty	uptight	teeny
skinny	wonderful	worried	tiny
stocky	zealous		
unkempt			
unsightly			